

Pneumatic pumps for the transfer of diesel. The indicated delivery figures refer on a free flow outlet.



Art.no. **6557**


Pneumatic, rotary vane pump for the transfer of diesel, with filter and bypass valve, body in aluminium.

Art. no.	Comp. air supply	Air consumption	Outlet pressure	Max delivery	Connection threads	Weight	Dimensions (LxWxH) (mm)
6557	4 bar	160 l/min	4 bar	35 l/min	3/4" BSP (F)	5 Kg	140x150x190



Art.no. **6556**

Diesel transfer kit, composed of pneumatic, rotary vane pump, art. no. 6557, suction tube with foot valve suitable for 208 l – drums, bung adapter for the fixation of the pump on the drum, 4 m – delivery hose Ø 3/4" and manual aluminium nozzle.



Art. no.	Compressed air supply	Air consumption	Outlet pressure	Max delivery	Connection threads	Weight
6556	4 bar	160 l/min	4 bar	35 l/min	3/4" BSP (F)	12 Kg

Art.no. **6772**

Diesel transfer kit, composed of pneumatic 1:1 - piston pump, standard series, with wall bracket (art. no. 2044), pressure regulator and air filter with moisture separator (art. no. 7180), 1,5 m – rubber suction hose Ø 1" BSP with foot valve and filter, electronic in-line turbine flow meter (art. no. 2823), 4 m - rubber delivery hose 3/4" and **automatic shut-off dispensing nozzle** with inlet swivel (art. no. 6725).

Optional: diesel/water separating cartridge filter (art. no. 6600), see page 138.



Art. no.	Compressed air supply	Compression ratio	Max outlet pressure	Max delivery	Outlet connection threads	Weight
6772	2 – 8 bar	1:1	8 bar	35 l/min	3/4" BSP	13 kg

Electric, centrifugal transfer pumps for diesel and fuel oil, suitable for the direct mounting on drums or tanks. These non-selfpriming pumps, protection category IP 44, include motors with thermal circuit breaker, integrated siphon protection device, ON-/OFF switch and an integrated connection thread M 64 x 4 and BSP 2". On the shaft a small manual pump is mounted which serves for the filling of the suction hose as well as for a manual pumping if there is no electric power supply available.



Diesel transfer kit, composed of electric 12 VDC, 24 VDC or 230 VAC pump, 3 m – cable with alligator clamps for battery connection (12 VDC and 24 VDC) or 2 m – cable with earth contact type plug (230 VAC), 1.6 m – suction hose with foot filter, 4 m – rubber delivery hose \varnothing 3/4" with anti-kink spring, hose tails and **manual plastic nozzle**.

Optional: Electronic turbine flow meter (art. no. 2823).

Art. no.	Voltage	Power	Current drain	Delivery	Connection threads	Weight
6766	12 VDC	150 W	12.5 A	31 l/min	3/4" BSP	3.2 kg
6768	24 VDC	180 W	7.5 A	34 l/min		3.2 Kg
6769	230 VAC	250 W	1.2 A	38 l/min		3.6 kg



Diesel transfer kit, composed of electric 12 VDC, 24 VDC or 230 VAC pump, 3 m – cable with alligator clamps for battery connection (12 VDC and 24 VDC) or 2 m – cable with earth contact type plug, 1.6 m – suction hose with foot filter, 4 m – rubber delivery hose \varnothing 3/4" with anti-kink spring, hose tails and **automatic shut-off dispensing nozzle** with inlet swivel.

Optional: electronic turbine flow meter (art. no. 2823).

Art. no.	Voltage	Power	Current drain	Delivery	Connection threads	Weight
6770	12 VDC	150 W	12.5 A	31 l/min	3/4" BSP	4.1 kg
6771	24 VDC	180 W	7.5 A	34 l/min		4.1 Kg
6773	230 VAC	250 W	1.2 A	38 l/min		4.5 kg



Electric, hybrid transfer pumps for diesel, fuel oil, bio-diesel (with suitable hoses), antifreeze (with or without water), suitable for the direct mounting on drums or tanks. These pumps are selfpriming, protection category IP 54, with ON-/OFF switch and an integrated connection thread BSP 2".

Art.no. **6782**

Diesel transfer kit, composed of electric 230 VAC pump, 4 m – cable with earth contact type plug, 1.6 m – suction hose with foot filter, 4 m – rubber delivery hose \varnothing 3/4", high delivery automatic shut-off dispensing nozzle with inlet swivel, with electronic in-line turbine flow meter (art. no. 2823).

Art.no. **6783**

Diesel transfer kit, same as art. no. 6782, but without electronic in-line turbine flow meter.

Art. no.	Voltage	Power	Current drain	Delivery	Connection threads	Weight
6782	230 VAC	950 W	4.5 A	80 l/min	1" BSP	4.5 kg
6783	230 VAC	950 W	4.5 A	85 l/min		4.1 Kg

43 l/min

Art.no. **6252**
Art.no. **6254**

Electric vane pump, 12 VDC and 24 VDC, selfpriming, for the transfer of diesel, with transport handle, ON-/OFF-switch and 2 m – cable with alligator clamps for battery connection.



Art. no.	Voltage	Power	Current drain	Rpm	Delivery	Connection threads	Weight	Dimensions (LxWxH) (mm)
6252	12 VDC	216 W	18 A	2800	43 l/min	1" BSP (F)	4,5 Kg	140x150x200
6254	24 VDC	240 W	9 A					



60 l/min

Art.no. **6253**
Art.no. **6255**

Electric vane pump, 12 VDC and 24 VDC, selfpriming, for the transfer of diesel, with transport handle, ON-/OFF-switch and 4 m – cable with alligator clamps for battery connection.



Art. no.	Voltage	Power	Current drain	Rpm	Delivery	Connection threads	Weight	Dimensions (LxWxH) (mm)
6253	12 VDC	240 W	30 A	4200	60 l/min	1" BSP (F)	5.6 Kg	130x150x300
6255	24 VDC	240 W	15 A					



Diesel

Art.no. **6246**
Art.no. **6249**

Diesel transfer kit, mounted on wall bracket. Available with motor in 12 VDC or 24 VDC. Composed of mechanical flow meter (art. no. 2866), selfpriming electric vane pump (art. nos. 6252 or 6254) with built-in bypass valve and inlet strainer, ON-/OFF switch, 2 m – cable with alligator clamps for battery connection, suction foot valve with filter (art. no. 6647), 4 m - rubber delivery hose Ø 3/4" and manual aluminium nozzle.



Optional: automatic shut-off dispensing nozzle with inlet swivel (art. no. 6725).



Art. no.	Voltage	Power	Current drain	Rpm	Delivery	Connection threads	Weight	Dimensions (LxWxH) (mm)
6246	12 VDC	220 W	18 A	2800	43 l/min	1" BSP (F)	14 Kg	430x160x340
6249	24 VDC	240 W	9 A					



60 l/min

Art.no. **6435**

Electric vane pump, selfpriming, 230 VAC, for the transfer of diesel. Rotor in sintered steel and vanes in acetal resin. The pump has a built-in bypass valve; protection category IP 55. Delivery 60 l/min.



Art. no.	Voltage	Power	Current drain	Rpm	Delivery	Connection threads	Weight	Dimensions (LxWxH) (mm)
6435	230 VAC	370 W	1.5 A	2800	60 l/min	1" BSP (F)	7 Kg	170x190x230



65 l/min

Art.no. **6218**
Art.no. **6219**

Electric vane pump, selfpriming, 230 VAC or 400 VAC, for the transfer of diesel. Rotor in sintered steel and vanes in acetal resin. The pump has a built-in bypass valve; protection category IP 55. The low number of rotations of the motor permits a constant flow without turbulences, a low noise and less abrasion of the components. Delivery 65 l/min at 900 rpm.

Diesel



Art. no.	Voltage	Power	Current drain	Rpm	Delivery	Connection threads	Weight	Dimensions (LxWxH) (mm)
6218	400 VAC	550 W	2.5 A	950	65 l/min	1" BSP (F)	15 Kg	200x240x300
6219	230 VAC	700 W	6.2 A	900				



100 l/min

Art.no. **6220**

Electric vane pump, selfpriming, 230 VAC, for the transfer of diesel. Rotor in sintered steel and vanes in acetal resin. The pump has a built-in bypass valve; protection category IP 55. Delivery 100 l/min at 1420 rpm.



Art. no.	Voltage	Power	Current drain	Rpm	Delivery	Connection threads	Weight	Dimensions (LxWxH) (mm)
6220	230 VAC	550 W	6.2 A	1420	100 l/min	1" BSP (F)	15 Kg	200x240x300



Art.no. **6738**



Diesel transfer kit, with electric 230 VAC – pump, mounted on wall bracket.

Composed of selfpriming electric pump with built-in bypass valve and inlet strainer, ON-/OFF switch, 2 m – cable with plug and fuse, mechanical flow meter (art. no. 2866), 4 m - rubber delivery hose Ø 3/4", 2 m – suction hose Ø 25 mm, suction foot valve with filter (art. no. 6647) and automatic shut-off dispensing nozzle with inlet swivel (art. no. 6725).

55 l/min



Art. no.	Voltage	Power	Current drain	Rpm	Delivery	Connection threads	Weight	Dimensions (LxWxH) (mm)
6738	230 VAC	370 W	1.5 A	2800	55 l/min	1" BSP (F)	18 Kg	400x400x290

Art.no. **6739**



Diesel transfer kit, with electric 230 VAC – pump, mounted on wall bracket.

Composed of selfpriming electric pump with built-in bypass valve and inlet strainer, ON-/OFF switch, 2 m – cable with plug and fuse, mechanical flow meter (art. no. 2865), 4 m - rubber delivery hose Ø 1", 2 m – suction hose Ø 25 mm, suction foot valve with filter (art. no. 6647) and automatic shut-off dispensing nozzle with inlet swivel (art. no. 6726).

100 l/min

Art. no.	Voltage	Power	Current drain	Rpm	Delivery	Connection threads	Weight	Dimensions (LxWxH) (mm)
6739	230 VAC	750 W	6.2 A	1400	100 l/min	1" BSP (F)	22 Kg	400x400x290

Art.no. **6755**



Diesel transfer kit, with electric 230 VAC – pump, mounted on wall bracket (art. no. 6739), but equipped with automatic rewind, spring – driven hose reel, adjustable arms series, in painted steel (art. no. 9095) with 8 m - rubber delivery hose Ø 1", 2 m – connection hose to pump and diesel/water separating cartridge filter (art. no. 6600).



Art. no.	Voltage	Power	Current drain	Rpm	Delivery	Connection threads	Weight	Dimensions (LxWxH) (mm)
6755	230 VAC	750 W	6.2 A	1400	80 l/min	1" BSP (F)	42 Kg	400x400x290

Art.no. **6700**



Manual diesel dispensing nozzle, body in aluminium, with plastic hose tail \varnothing 25 mm and dispensing outlet with \varnothing ext. 25 mm, with latch for locking of trigger.

Max flow rate 80 l/min.

The nozzle can also be used for the dispensing of oils with a max. pressure of 3.5 bar.

Art.no. **6701**

Same as art. no. 6700, but with inlet swivel 1" BSP (M-F).

Art.no. **6725**

Automatic shut-off dispensing nozzle for diesel, body in aluminium with rubber protection, with inlet swivel 1" BSP (M-F) and dispensing outlet with \varnothing ext. 24 mm.

Max flow rate 60 l/min.

Art.no. **6726**

Automatic shut-off dispensing nozzle for diesel, body in aluminium with rubber protection, with inlet swivel 1" BSP (M-F) and dispensing outlet with \varnothing ext. 29 mm.

Max flow rate 120 l/min.

Art.no. **6721**

Automatic shut-off dispensing nozzle for diesel, high delivery version, body in aluminium, with inlet swivel 1 1/2" BSP (M-F) and dispensing outlet with \varnothing ext. 39 mm, with latch for locking of trigger.

Max flow rate 280 l/min.

Art.no. **2107/34**

Inlet swivel 3/4" BSP (M) – 1" BSP (F).

Art.no. **2107/33**

Inlet swivel 3/4" BSP (M) – 3/4" BSP (M).

Art.no. **2107/10**

Inlet swivel 1" BSP (M) – 1" BSP (F).

Art.no. **2107/35**

Inlet swivel 3/4" BSP (M) – 1" BSP (M).

Art.no. **2107/36**

Inlet swivel 1" BSP (M) – 1" BSP (M).

Art.no. **6618**

GET FUEL – magnetic safety and ventilation valve for the installation on top of tanks or other fuel containers. Connection: 2" BSP.

This valve permits to reduce considerably the release of gases and smells of fuels in residential areas and also the eventual contamination of fuels caused by condensation water or rainwater entering into the tank.

The valve is composed by two magnetic discs that are working automatically both in a situation of pressurization (charging) and depressurization (discharging) of a tank.

Art.no. **6439/2P**

Suction hose assembly for diesel pumps and transfer kits, composed of blue PVC – hose, length 2 m, \varnothing int. 25 mm, with 2 suitable hose tails with connection 1" BSP (M), 2 suitable hose clamps and suction non-return foot valve, body in brass, with filter in stainless steel, connection 1" BSP (F).



Art.no. **6600**

In-line filter for diesel and petrol with 30 microns – cartridge for the absorption of water that is eventually present in the storage tank. The water could particularly become dangerous for the diesel motors of the latest generation. The filter continuously absorbs the water which after some time will cause a reduction of the delivery and also a loss of head of the diesel supply unit. Therefore the waterlogged cartridge must be replaced then. The filter can be installed on the suction side as well as on the delivery side of the diesel supply unit.

Art.no. **6603**

Replacement cartridge, 30 microns, for filter art. no. 6600.

Art. no.	Max flow rate	Working pressure	Burst pressure	Filtration degree	Connection threads	Dimensions (LxWxH) (mm)
6600	70 l/min	3.5 bar	10 bar	30 microns	1" BSP (F)	100 x 280 x 95



Art.no. **6607**

In-line filter for diesel and petrol with 10 microns – cartridge for the absorption of water that is eventually present in the storage tank. The water could particularly become dangerous for the diesel motors of the latest generation. The filter continuously absorbs the water which after some time will cause a reduction of the delivery and also a loss of head of the diesel supply unit. Therefore the waterlogged cartridge must be replaced then. The filter can be installed on the suction side as well as on the delivery side of the diesel supply unit.

Art.no. **6608**

Replacement cartridge, 10 microns, for filter art. no. 6607.

Art. no.	Max flow rate	Working pressure	Burst pressure	Filtration degree	Connection threads	Dimensions (LxWxH) (mm)
6607	110 l/min	10 bar	30 bar	10 microns	1 1/4" BSP (F)	114 x 285 x 135



Art.no. **6613**

In-line filter for diesel and petrol with 10 microns – spin-on cartridge. The filter can be installed on the suction side as well as on the delivery side of the diesel supply unit.

Art.no. **6614**


Replacement cartridge, 10 microns, for filter art. no. 6613.

Art. no.	Max flow rate	Working pressure	Burst pressure	Filtration degree	Connection threads	Dimensions (LxWxH) (mm)
6613	60 l/min	10 bar	30 bar	10 microns	1" BSP (F)	100 x 44 x 98



Art.no. **2267 – 2265 – 2268**

In-line (Y – type) filter with strainer, body in brass and strainer in stainless steel.



Art.no. **2267**
Art.no. **2265**
Art.no. **2268**

Art. no.	Working pressure	Burst pressure	Filtration degree	Connection threads	Dimensions (LxWxH) (mm)
2267	10 bar	30 bar	400 microns	1/2" BSP (F)	57 x 40 x 24
2265	10 bar	30 bar	400 microns	3/4" BSP (F)	70 x 52 x 31
2268	10 bar	30 bar	400 microns	1" BSP (F)	96 x 68 x 48



Art.no. **6611** - Plastic suction filter with hose tail \varnothing 25 mm.

Art.no. **6621** - Plastic hose tail \varnothing 25 mm – connection thread 3/4" BSP (M).

Art.no. **6622** - Plastic hose tail \varnothing 25 mm – connection thread 1" BSP (M).

Art.no. **6623** - Plastic hose tail \varnothing 19 mm – connection thread 3/4" BSP (M).

Art.no. **6642** - Suction non-return foot valve, body in plastic, with filter, connection thread 1" BSP (F).

Art.no. **6647** - Suction non-return foot valve, body in brass, with filter in stainless steel. Connection thread 1" BSP (F), \varnothing 47.5 mm, total height 91.5 mm



Art.no. **6621**
Art.no. **6622**
Art.no. **6623**

Art.no. **6642**

Art.no. **6611**

Art.no. **6647**

Art.no. 2866

Mechanical nutating – disk flow meter for diesel, body in aluminium, with 3 – digits partial meter (max. 999 l; resettable to zero) and 6 – digits totalizer (non resettable). The meter can easily be calibrated and it can also be used for gravity applications. The upper part can be rotated so that every different flow direction is possible.

Art. no.	Flow range	Max working pressure	Burst pressure	Accuracy*	Resolution	Connection threads	Weight
2866	20 – 120 l/min	10 bar	20 bar	+ - 0.5%	0.01 l	1" BSP (F)	1.4 kg

* Accuracy in % of flow range after calibration.

Art.no. 2865

Mechanical nutating – disk flow meter for diesel, body in aluminium, with 4 – digits partial meter (max. 9999 l; resettable to zero) and 8 – digits totalizer (non resettable). The meter can easily be calibrated and it can also be used for gravity applications. The upper part can be rotated so that every different flow direction is possible.

Art. no.	Flow range	Max working pressure	Burst pressure	Accuracy*	Resolution	Connection threads	Weight
2865	20 – 120 l/min	10 bar	20 bar	+ - 0.5%	0.01 l	1" BSP (F)	1.4 kg

* Accuracy in % of flow range after calibration.

Art.no. 2869

Electronic oscillating - disk flow meter for diesel, body in aluminium, with 6 – digits partial meter (resettable to zero) and 6 – digits totalizer (non resettable). The meter includes also a flow rate indicator. The upper part can be rotated so that every different flow direction is possible.

Art. no.	Flow range	Max working pressure	Burst pressure	Accuracy*	Resolution	Connection threads	Weight
2869	5 – 120 l/min	3.5 bar	28 bar	+ - 0.5%	0.01 l	1" BSP (F)	1.1 kg

* Accuracy in % of flow range after calibration.

Art.no. 2851 - 2852

Electronic, oval gears flow meter for diesel, body in aluminium, with 3 different totals (single operation, partial totalizer and absolute totalizer). The 4 – digits partial meter (max. 9999 l) is resettable to zero, the 6 – digits totalizer is non resettable.

Art. no.	Flow range	Max working pressure	Burst pressure	Accuracy*	Resolution	Connection threads	Weight
2851	20 – 120 l/min	25 bar	75 bar	+ - 0.5%	0.01 l	1" BSP (F)	1.6 kg
2852	20 – 150 l/min					1 1/4" BSP (F)	1.8 kg

* Accuracy in % of flow range after calibration.

Art.no. 2823

Electronic turbine flow meter for diesel, body in reinforced polyamide, suitable for in-line applications, with 5 – digits partial meter (resettable to zero) and 6 – digits totalizer (non resettable). The meter includes also a flow rate indicator. The display can be rotated in 4 different positions.

Art. no.	Flow range	Max working pressure	Accuracy*	Resolution	Connection threads	Weight
2823	5 – 120 l/min	20 bar	+ / - 1%	0.01 l	1" BSP (M)	0.4 kg

* Accuracy in % of flow range after calibration.



Art.no. **9024+28808**

Automatic rewind, spring-driven hose reel, enclosed series, in painted steel, with 8 m - rubber hose Ø 3/4", suitable for the supply of diesel.



Optional




Art.no. **9778**

Art. no.	Max pressure	Connection threads inlet - outlet	Internal diameter inlet swivel joint	Diameter / Length delivery hose	Width reel	Weight	Dimensions (LxWxH) (mm)
9024+28808	20 bar	1" BSP (M) - 3/4" BSP (F)	20 mm	3/4" - 8 m	150 mm	28 Kg	245x530x470



Art.no. **9095+28810**

Automatic rewind, spring-driven hose reel, adjustable arms series, in painted steel, with 10 m - rubber hose Ø 3/4", suitable for the supply of diesel.



Optional



Art.no. **9768**

Art.no. **9095+289608**

Automatic rewind, spring-driven hose reel, adjustable arms series, in painted steel, with 8 m - rubber hose Ø 1", suitable for the supply of diesel.

Optional accessory:

- hydraulic spring brake device for the controlled and safe rewinding of hoses. Please add suffix "/HB" to the individual hose reel article number!

Art. no.	Max pressure	Connection threads inlet - outlet	Internal diameter inlet swivel joint	Diameter / Length delivery hose	Width reel	Weight	Dimensions (LxWxH) (mm)
9095+28810	20 bar	1" BSP (M) - 1" BSP (F)	20 mm	3/4" - 10 m	150 mm	17 Kg	270x500x490
9095+289608				1" - 8 m		18 Kg	



Art.no. **9096+28815**

Automatic rewind, spring-driven hose reel, adjustable arms series, in painted steel, with 15 m - rubber hose Ø 3/4", suitable for the supply of diesel.



Optional



Art.no. **9768**

Art.no. **9096+289612**

Automatic rewind, spring-driven hose reel, adjustable arms series, in painted steel, with 12 m - rubber hose Ø 1", suitable for the supply of diesel.

Optional accessory:

- hydraulic spring brake device for the controlled and safe rewinding of hoses. Please add suffix "/HB" to the individual hose reel article number!

Art. no.	Max pressure	Connection threads inlet - outlet	Internal diameter inlet swivel joint	Diameter / Length delivery hose	Width reel	Weight	Dimensions (LxWxH) (mm)
9096+28815	20 bar	1" BSP (M) - 1" BSP (F)	20 mm	3/4" - 15 m	200 mm	33 Kg	305x490x490
9096+289612				1" - 12 m		35 Kg	

